



The Bend Motorsports Park

Round 7 : December 3 - 5



ASBK.COM.AU f t i y



ALPINESTARS SUPERBIKE CHAMPIONSHIP

Race 2

Date: 05/12/21
 Event: R11
 Weather: High cloud - Temp: 25.6C
 Track: Dry - Temp: 45.5C

Started at: 14:56:18
 Laps: 10
 Starters: 18
 Printed at: 20:27

PROVISIONAL CLASSIFICATION

| Pos | No | Name | Class | Machine | Laps | Race Time | Behind Leader | Behind Prev | Fastest Lap | On Lap | Top Speed |
|-----|----|------------------------------------------------------------------------------------------------|-------|-----------------|------|-----------|---------------|-------------|-------------|--------|-----------|
| 1 | 1 | Wayne MAXWELL (VIC) / Boost Mobile Racing with K-Tech / McMartin Racing | | Ducati V4R | 10 | 18:40.077 | | | 1:50.972 | 3 | 301 |
| 2 | 14 | Glenn ALLERTON (NSW) / Maxima Racing Oils BMW | | BMW M RR | 10 | 18:43.900 | 3.823 | 3.823 | 1:51.399 | 3 | 297 |
| 3 | 43 | Jack MILLER (QLD) / Ducati / Ducati Corse / Dainese / AVG / Red Bull / Caterpillar / Rival Ink | | Ducati V4R | 10 | 18:45.964 | 5.887 | 2.064 | 1:51.267 | 2 | 305 |
| 4 | 65 | Cru HALLIDAY (NSW) / Yamaha Racing Team | | Yamaha YZF-R1 | 10 | 18:46.108 | 6.031 | .144 | 1:51.622 | 8 | 298 |
| 5 | 32 | Oli BAYLISS (QLD) / Desmosport Ducati | R | Ducati V4R | 10 | 18:53.826 | 13.749 | 7.718 | 1:52.358 | 4 | 303 |
| 6 | 28 | Aiden WAGNER (QLD) / Yamaha Racing Team | | Yamaha YZF-R1 | 10 | 18:57.025 | 16.948 | 3.199 | 1:52.710 | 6 | 298 |
| 7 | 61 | Arthur SISSIS (SA) / Unitech Racing / Remo Contractors / SA Profiling / AUS Crush & Recycle | | Yamaha YZF-R1 | 10 | 19:02.304 | 22.227 | 5.279 | 1:52.962 | 3 | 303 |
| 8 | 3 | Jed METCHER (VIC) / Metcher Motorsport / Fusport / Yamaha / YRD / Plus Racing / Kabuto | | Yamaha YZF-R1 | 10 | 19:07.921 | 27.844 | 5.617 | 1:53.640 | 10 | 299 |
| 9 | 2 | Mark CHIODO (VIC) / Alpinestars | | Yamaha YZF-R1 | 10 | 19:18.010 | 37.933 | 10.089 | 1:54.206 | 3 | 297 |
| 10 | 16 | Luke JHONSTON (VIC) / MotoGo Yamaha / Taichi Leathers / The Bike Vault Castelmaine | R | Yamaha YZF-R1 | 10 | 19:24.408 | 44.331 | 6.398 | 1:55.524 | 4 | 297 |
| 11 | 60 | Ben BURKE (NSW) / Bridgestone / Landscapingsupplies.com.au | | Kawasaki ZX10RR | 10 | 19:25.325 | 45.248 | .917 | 1:55.299 | 3 | 298 |
| 12 | 92 | Jack DAVIS (SA) / SA Motorcycles | R | BMW S RR | 10 | 19:52.956 | 1:12.879 | 27.631 | 1:57.758 | 3 | 294 |
| 13 | 78 | Nathan SPITERI (VIC) / BMW Alliance Racing / BMW Motorrad / Livson / Hepcon / Zoom Recruit. | | BMW M RR | 10 | 19:55.822 | 1:15.745 | 2.866 | 1:57.529 | 9 | 284 |
| 14 | 37 | Michael EDWARDS (QLD) / Northstar Yamaha / Addicted To Track | | Yamaha YZF-R1 | 10 | 20:02.748 | 1:22.671 | 6.926 | 1:58.765 | 6 | 287 |
| DNF | 13 | Anthony WEST (QLD) / MotoGo Yamaha | | Yamaha YZF-R1 | 7 | 13:37.592 | 2 Laps | | 1:52.539 | 5 | 298 |
| DNF | 83 | Lachlan EPIS (NSW) / BMW Alliance Racing / BMW Alliance Racing / BMW Motorrad / Response RE | | BMW M RR | 4 | 7:47.846 | 5 Laps | | 1:53.040 | 2 | 295 |

Fastest Lap was 1:50.972 by Wayne MAXWELL (VIC)


New race lap record for SBK class - Previous: 1:51.192 by Wayne MAXWELL (VIC) on a Ducati V4R set on 05/12/21

*** INITIAL RACE START RED FLAGGED ON LAP 1 DUE TO CRASHES INVOLVING 4 RIDERS AT TURNS 1 & 3 - No. 5 (J. HOOK), 25 (D. FALZON), 51 (C. COOPER), & 61 (A. SISSIS). No. 25 (D. FALZON) REQUIRED MEDICAL ASSISTANCE. FULL RACE RE-START, BUT DISTANCE REDUCED TO 10 LAPS ***

The results are provisional until the end of the time limit for protests and appeals.


 Chief Timekeeper - Scott Lang


 Race Director - Tom Williams


 Clerk of Course - Paul Hinds



www.computime.com.au
 COMPUTIME RACE TIMING SYSTEMS PTY LTD





The Bend Motorsports Park

Round 7 : December 3 - 5



ASBK.COM.AU f t i y

ALPINESTARS SUPERBIKE CHAMPIONSHIP

Race 2

Date: 05/12/21
 Event: R11
 Weather: High cloud - Temp: 25.6C
 Track: Dry - Temp: 45.5C


Started at: 14:56:18
 Laps: 10
 Starters: 18
 Printed at: 20:27


PROVISIONAL LAP TIMES


| No | Name | Lap 1 | Lap 2 | Lap 3 | Lap 4 | Lap 5 | Lap 6 | Lap 7 | Lap 8 | Lap 9 | Lap 10 |
|----|-----------------------|----------|-----------------|-----------------|-----------------|-----------------|-----------------|----------|-----------------|-----------------|-----------------|
| 1 | Wayne MAXWELL (VIC) | 1:56.510 | 1:51.477 | 1:50.972 | 1:51.135 | 1:51.049 | 1:51.473 | 1:51.548 | 1:51.509 | 1:51.740 | 1:52.664 |
| 2 | Mark CHIODO (VIC) | 2:01.020 | 1:54.775 | 1:54.206 | 1:54.403 | 1:55.452 | 1:55.290 | 1:55.592 | 1:55.620 | 1:55.810 | 1:55.842 |
| 3 | Jed METCHER (VIC) | 2:01.583 | 1:54.439 | 1:54.185 | 1:54.229 | 1:54.267 | 1:53.656 | 1:54.376 | 1:53.823 | 1:53.723 | 1:53.640 |
| 13 | Anthony WEST (QLD) | 1:58.720 | 1:52.736 | 1:53.113 | 1:52.545 | 1:52.539 | 1:53.410 | 2:14.529 | | | |
| 14 | Glenn ALLERTON (NSW) | 1:56.724 | 1:51.423 | 1:51.399 | 1:51.530 | 1:51.741 | 1:51.713 | 1:52.340 | 1:51.893 | 1:52.177 | 1:52.960 |
| 16 | Luke JHONSTON (VIC) | 2:01.440 | 1:56.173 | 1:55.613 | 1:55.524 | 1:56.119 | 1:56.537 | 1:55.672 | 1:55.637 | 1:55.780 | 1:55.913 |
| 28 | Aiden WAGNER (QLD) | 2:00.632 | 1:53.066 | 1:52.790 | 1:53.279 | 1:52.712 | 1:52.710 | 1:52.940 | 1:52.968 | 1:53.111 | 1:52.817 |
| 32 | Oli BAYLISS (QLD) | 1:57.159 | 1:52.806 | 1:52.575 | 1:52.358 | 1:52.921 | 1:52.632 | 1:52.751 | 1:53.312 | 1:53.610 | 1:53.702 |
| 37 | Michael EDWARDS (QLD) | 2:04.460 | 2:01.064 | 1:59.693 | 2:00.077 | 1:59.482 | 1:58.765 | 2:00.143 | 1:59.282 | 1:59.361 | 2:00.421 |
| 43 | Jack MILLER (QLD) | 1:57.358 | 1:51.267 | 1:51.550 | 1:52.420 | 1:52.120 | 1:52.173 | 1:52.193 | 1:52.331 | 1:52.181 | 1:52.371 |
| 60 | Ben BURKE (NSW) | 2:00.994 | 1:56.307 | 1:55.299 | 1:55.576 | 1:56.517 | 1:56.584 | 1:56.555 | 1:55.919 | 1:55.967 | 1:55.607 |
| 61 | Arthur SISSIS (SA) | 2:01.019 | 1:53.201 | 1:52.962 | 1:53.055 | 1:52.986 | 1:53.091 | 1:54.151 | 1:53.349 | 1:53.946 | 1:54.544 |
| 65 | Cru HALLIDAY (NSW) | 1:57.798 | 1:52.491 | 1:52.389 | 1:52.449 | 1:51.880 | 1:52.159 | 1:51.657 | 1:51.622 | 1:51.888 | 1:51.775 |
| 78 | Nathan SPITERI (VIC) | 2:07.704 | 1:58.354 | 1:59.448 | 1:59.690 | 2:00.032 | 1:58.875 | 1:57.947 | 1:57.578 | 1:57.529 | 1:58.665 |
| 83 | Lachlan EPIS (NSW) | 1:58.280 | 1:53.040 | 1:54.145 | 2:02.381 | | | | | | |
| 92 | Jack DAVIS (SA) | 2:03.085 | 2:01.387 | 1:57.758 | 1:58.266 | 1:58.351 | 1:58.677 | 1:58.410 | 1:58.509 | 1:58.614 | 1:59.899 |

*** INITIAL RACE START RED FLAGGED ON LAP 1 DUE TO CRASHES INVOLVING 4 RIDERS AT TURNS 1 & 3 - No. 5 (J. HOOK), 25 (D. FALZON), 51 (C. COOPER), & 61 (A. SISSIS). No. 25 (D. FALZON) REQUIRED MEDICAL ASSISTANCE. FULL RACE RE-START, BUT DISTANCE REDUCED TO 10 LAPS ***

The results are provisional until the end of the time limit for protests and appeals.


 Chief Timekeeper - Scott Lang


 Race Director - Tom Williams


 Clerk of Course - Paul Hinds



www.computime.com.au
 COMPUTIME RACE TIMING SYSTEMS PTY LTD





The Bend Motorsports Park

Round 7 : December 3 - 5



ASBK.COM.AU f t i y

ALPINESTARS SUPERBIKE CHAMPIONSHIP

Race 2

Date: 05/12/21
 Event: R11
 Weather: High cloud - Temp: 25.6C
 Track: Dry - Temp: 45.5C

Started at: 14:56:18
 Laps: 10
 Starters: 18
 Printed at: 20:27

PROVISIONAL SPLIT TIMES

| Lap | Split 1 | Split 2 | Split 3 | Split 4 | Lap Time | Spd | Lap | Split 1 | Split 2 | Split 3 | Split 4 | Lap Time | Spd |
|------------------------------------|---------------|---------------|---------------|---------------|-----------------|-----|--------------------------------------|---------------|---------------|---------------|---------------|-----------------|-----|
| 1 Wayne MAXWELL (VIC) (1st) | | | | | | | 2 | <u>24.193</u> | <u>31.423</u> | 28.498 | 28.622 | 1:52.736 | 293 |
| 1 | 28.348 | 31.736 | 28.266 | 28.160 | 1:56.510 | 247 | 3 | 24.589 | 31.650 | 28.395 | 28.479 | 1:53.113 | 298 |
| 2 | 23.899 | 31.338 | 28.156 | 28.084 | 1:51.477 | 299 | 4 | 24.494 | 31.508 | <u>28.280</u> | <u>28.263</u> | 1:52.545 | 288 |
| 3 | <u>23.795</u> | 31.359 | 27.915 | <u>27.903</u> | <u>1:50.972</u> | 299 | 5 | 24.306 | 31.482 | 28.377 | 28.374 | <u>1:52.539</u> | 290 |
| 4 | 23.932 | 31.381 | <u>27.880</u> | 27.942 | 1:51.135 | 300 | 6 | 24.387 | 31.782 | 28.655 | 28.586 | 1:53.410 | 292 |
| 5 | 23.878 | <u>31.109</u> | 28.025 | 28.037 | 1:51.049 | 299 | 7 | 25.429 | 36.804 | 31.788 | 40.508 | 2:14.529 P | 287 |
| 6 | 23.967 | 31.362 | 28.110 | 28.034 | 1:51.473 | 301 | 14 Glenn ALLERTON (NSW) (2nd) | | | | | | |
| 7 | 23.839 | 31.379 | 28.224 | 28.106 | 1:51.548 | 299 | 1 | 28.505 | 31.690 | 28.509 | 28.020 | 1:56.724 | 245 |
| 8 | 23.916 | 31.391 | 28.105 | 28.097 | 1:51.509 | 299 | 2 | <u>23.956</u> | <u>31.208</u> | 28.227 | 28.032 | 1:51.423 | 297 |
| 9 | 24.014 | 31.409 | 28.187 | 28.130 | 1:51.740 | 298 | 3 | 23.957 | 31.220 | 28.175 | 28.047 | <u>1:51.399</u> | 293 |
| 10 | 24.025 | 31.458 | 28.238 | 28.943 | 1:52.664 | 299 | 4 | 24.036 | 31.377 | <u>28.128</u> | <u>27.989</u> | 1:51.530 | 293 |
| 2 Mark CHIODO (VIC) (9th) | | | | | | | 5 | 24.009 | 31.280 | 28.262 | 28.190 | 1:51.741 | 291 |
| 1 | 30.307 | 32.196 | 29.193 | 29.324 | 2:01.020 | 248 | 6 | 23.962 | 31.398 | 28.239 | 28.114 | 1:51.713 | 294 |
| 2 | 25.151 | 31.977 | <u>28.672</u> | 28.975 | 1:54.775 | 294 | 7 | 24.107 | 31.706 | 28.323 | 28.204 | 1:52.340 | 290 |
| 3 | 24.739 | 31.959 | 28.931 | <u>28.577</u> | <u>1:54.206</u> | 293 | 8 | 24.070 | 31.492 | 28.278 | 28.053 | 1:51.893 | 291 |
| 4 | 24.678 | 31.899 | 29.010 | 28.816 | 1:54.403 | 293 | 9 | 24.250 | 31.599 | 28.180 | 28.148 | 1:52.177 | 288 |
| 5 | <u>24.621</u> | <u>31.735</u> | 29.848 | 29.248 | 1:55.452 | 293 | 10 | 24.283 | 31.865 | 28.469 | 28.343 | 1:52.960 | 293 |
| 6 | 24.664 | 32.359 | 29.235 | 29.032 | 1:55.290 | 297 | 16 Luke JHONSTON (VIC) (10th) | | | | | | |
| 7 | 24.717 | 32.375 | 29.310 | 29.190 | 1:55.592 | 293 | 1 | 30.414 | 32.586 | 29.363 | 29.077 | 2:01.440 | 248 |
| 8 | 24.766 | 32.495 | 29.339 | 29.020 | 1:55.620 | 291 | 2 | 25.185 | 32.277 | 29.490 | 29.221 | 1:56.173 | 297 |
| 9 | 24.972 | 32.545 | 29.291 | 29.002 | 1:55.810 | 291 | 3 | 24.838 | 32.293 | 29.236 | 29.246 | 1:55.613 | 296 |
| 10 | 24.953 | 32.108 | 29.327 | 29.454 | 1:55.842 | 292 | 4 | 24.805 | 32.207 | 29.323 | <u>29.189</u> | <u>1:55.524</u> | 294 |
| 3 Jed METCHER (VIC) (8th) | | | | | | | 5 | 25.013 | 32.570 | 29.329 | 29.207 | 1:56.119 | 295 |
| 1 | 30.762 | 32.601 | 29.262 | 28.958 | 2:01.583 | 247 | 6 | 24.962 | 32.685 | 29.470 | 29.420 | 1:56.537 | 296 |
| 2 | 24.669 | 32.155 | 28.904 | 28.711 | 1:54.439 | 299 | 7 | <u>24.769</u> | 32.438 | <u>29.197</u> | 29.268 | 1:55.672 | 296 |
| 3 | 24.693 | 32.135 | 28.736 | 28.621 | 1:54.185 | 295 | 8 | 24.888 | <u>32.183</u> | 29.208 | 29.358 | 1:55.637 | 292 |
| 4 | 24.630 | 32.127 | 28.775 | 28.697 | 1:54.229 | 293 | 9 | 24.932 | 32.393 | 29.213 | 29.242 | 1:55.780 | 290 |
| 5 | 24.715 | 31.827 | 28.959 | 28.766 | 1:54.267 | 290 | 10 | 25.042 | 32.313 | 29.246 | 29.312 | 1:55.913 | 292 |
| 6 | 24.476 | 31.817 | <u>28.662</u> | 28.701 | 1:53.656 | 291 | 28 Aiden WAGNER (QLD) (6th) | | | | | | |
| 7 | 24.698 | 31.993 | 28.939 | 28.746 | 1:54.376 | 288 | 1 | 30.485 | 32.213 | 29.036 | 28.898 | 2:00.632 | 240 |
| 8 | 24.485 | 31.683 | 29.029 | 28.626 | 1:53.823 | 287 | 2 | 24.516 | 31.640 | 28.483 | 28.427 | 1:53.066 | 296 |
| 9 | <u>24.468</u> | 31.930 | 28.717 | <u>28.608</u> | 1:53.723 | 286 | 3 | 24.455 | 31.559 | 28.507 | 28.269 | 1:52.790 | 296 |
| 10 | 24.521 | <u>31.679</u> | 28.832 | <u>28.608</u> | <u>1:53.640</u> | 288 | 4 | <u>24.331</u> | <u>31.442</u> | 28.871 | 28.635 | 1:53.279 | 297 |
| 13 Anthony WEST (QLD) (DNF) | | | | | | | 5 | 24.364 | 31.461 | 28.537 | 28.350 | 1:52.712 | 297 |
| 1 | 30.099 | 31.772 | 28.582 | 28.267 | 1:58.720 | 245 | 6 | 24.375 | 31.631 | 28.404 | 28.300 | <u>1:52.710</u> | 298 |

Scott Laing
 Chief Timekeeper - Scott Laing

Tom Williams
 Race Director - Tom Williams

Paul Hinds
 Clerk of Course - Paul Hinds





The Bend Motorsports Park

Round 7 : December 3 - 5



ALPINESTARS SUPERBIKE CHAMPIONSHIP

Race 2

Date: 05/12/21
 Event: R11
 Weather: High cloud - Temp: 25.6C
 Track: Dry - Temp: 45.5C

Started at: 14:56:18
 Laps: 10
 Starters: 18
 Printed at: 20:27

PROVISIONAL SPLIT TIMES

| Lap | Split 1 | Split 2 | Split 3 | Split 4 | Lap Time | Spd | Lap | Split 1 | Split 2 | Split 3 | Split 4 | Lap Time | Spd |
|----------------------------------------|---------------|---------------|---------------|---------------|-----------------|-----|------------------------------------|---------------|---------------|---------------|---------------|-----------------|-----|
| 7 | 24.500 | 31.674 | 28.424 | 28.342 | 1:52.940 | 297 | 9 | 23.912 | 31.778 | 28.310 | 28.181 | 1:52.181 | 302 |
| 8 | 24.579 | 31.728 | 28.421 | 28.240 | 1:52.968 | 294 | 10 | 23.842 | 31.683 | 28.357 | 28.489 | 1:52.371 | 303 |
| 9 | 24.399 | 31.719 | 28.556 | 28.437 | 1:53.111 | 293 | 60 Ben BURKE (NSW) (11th) | | | | | | |
| 10 | 24.463 | 31.670 | 28.399 | 28.285 | 1:52.817 | 294 | 1 | 30.026 | 32.372 | 29.169 | 29.427 | 2:00.994 | 248 |
| 32 Oli BAYLISS (QLD) (5th) | | | | | | | 2 | 25.052 | 32.679 | 29.484 | 29.092 | 1:56.307 | 297 |
| 1 | 28.130 | 31.769 | 28.820 | 28.440 | 1:57.159 | 254 | 3 | 24.833 | 32.206 | 29.050 | 29.210 | 1:55.299 | 297 |
| 2 | 24.280 | 32.002 | 28.235 | 28.289 | 1:52.806 | 301 | 4 | 24.778 | 32.409 | 29.220 | 29.169 | 1:55.576 | 298 |
| 3 | 24.275 | 31.452 | 28.544 | 28.304 | 1:52.575 | 299 | 5 | 25.394 | 32.587 | 29.260 | 29.276 | 1:56.517 | 298 |
| 4 | 24.152 | 31.676 | 28.426 | 28.104 | 1:52.358 | 302 | 6 | 24.903 | 32.800 | 29.278 | 29.603 | 1:56.584 | 297 |
| 5 | 24.054 | 31.967 | 28.485 | 28.415 | 1:52.921 | 303 | 7 | 25.322 | 32.859 | 29.257 | 29.117 | 1:56.555 | 293 |
| 6 | 24.307 | 31.575 | 28.383 | 28.367 | 1:52.632 | 303 | 8 | 24.923 | 32.420 | 29.291 | 29.285 | 1:55.919 | 295 |
| 7 | 24.010 | 32.008 | 28.477 | 28.256 | 1:52.751 | 303 | 9 | 24.890 | 32.497 | 29.238 | 29.342 | 1:55.967 | 295 |
| 8 | 24.155 | 31.691 | 28.486 | 28.980 | 1:53.312 | 302 | 10 | 24.777 | 32.460 | 29.065 | 29.305 | 1:55.607 | 297 |
| 9 | 24.189 | 32.271 | 28.793 | 28.357 | 1:53.610 | 301 | 61 Arthur SISSIS (SA) (7th) | | | | | | |
| 10 | 24.192 | 32.051 | 28.817 | 28.642 | 1:53.702 | 299 | 1 | 30.619 | 32.591 | 28.897 | 28.912 | 2:01.019 | 254 |
| 37 Michael EDWARDS (QLD) (14th) | | | | | | | 2 | 24.583 | 31.778 | 28.431 | 28.409 | 1:53.201 | 303 |
| 1 | 31.426 | 33.262 | 30.109 | 29.663 | 2:04.460 | 237 | 3 | 24.298 | 31.736 | 28.498 | 28.430 | 1:52.962 | 301 |
| 2 | 27.708 | 33.291 | 30.128 | 29.937 | 2:01.064 | 287 | 4 | 24.258 | 31.827 | 28.507 | 28.463 | 1:53.055 | 300 |
| 3 | 25.634 | 33.335 | 30.515 | 30.209 | 1:59.693 | 283 | 5 | 24.289 | 31.810 | 28.515 | 28.372 | 1:52.986 | 301 |
| 4 | 25.742 | 33.697 | 30.205 | 30.433 | 2:00.077 | 282 | 6 | 24.365 | 31.879 | 28.479 | 28.368 | 1:53.091 | 302 |
| 5 | 25.760 | 33.882 | 30.095 | 29.745 | 1:59.482 | 283 | 7 | 24.320 | 32.783 | 28.613 | 28.435 | 1:54.151 | 301 |
| 6 | 25.537 | 33.277 | 30.159 | 29.792 | 1:58.765 | 283 | 8 | 24.339 | 32.127 | 28.518 | 28.365 | 1:53.349 | 297 |
| 7 | 25.716 | 34.821 | 30.008 | 29.598 | 2:00.143 | 281 | 9 | 24.442 | 32.169 | 28.695 | 28.640 | 1:53.946 | 296 |
| 8 | 25.482 | 33.701 | 30.388 | 29.711 | 1:59.282 | 282 | 10 | 24.425 | 32.361 | 28.844 | 28.914 | 1:54.544 | 298 |
| 9 | 25.718 | 33.506 | 30.220 | 29.917 | 1:59.361 | 281 | 65 Cru HALLIDAY (NSW) (4th) | | | | | | |
| 10 | 25.753 | 33.799 | 30.469 | 30.400 | 2:00.421 | 279 | 1 | 29.366 | 31.522 | 28.436 | 28.474 | 1:57.798 | 243 |
| 43 Jack MILLER (QLD) (3rd) | | | | | | | 2 | 24.362 | 31.451 | 28.261 | 28.417 | 1:52.491 | 298 |
| 1 | 29.128 | 31.543 | 28.280 | 28.407 | 1:57.358 | 247 | 3 | 24.253 | 31.348 | 28.531 | 28.257 | 1:52.389 | 295 |
| 2 | 23.792 | 31.398 | 28.076 | 28.001 | 1:51.267 | 305 | 4 | 24.271 | 31.582 | 28.442 | 28.154 | 1:52.449 | 298 |
| 3 | 23.844 | 31.481 | 28.214 | 28.011 | 1:51.550 | 305 | 5 | 24.208 | 31.397 | 28.125 | 28.150 | 1:51.880 | 298 |
| 4 | 23.926 | 31.472 | 28.399 | 28.623 | 1:52.420 | 302 | 6 | 24.418 | 31.480 | 28.152 | 28.109 | 1:52.159 | 296 |
| 5 | 23.974 | 31.761 | 28.152 | 28.233 | 1:52.120 | 303 | 7 | 24.203 | 31.273 | 28.114 | 28.067 | 1:51.657 | 295 |
| 6 | 24.100 | 31.678 | 28.221 | 28.174 | 1:52.173 | 305 | 8 | 24.143 | 31.300 | 28.075 | 28.104 | 1:51.622 | 295 |
| 7 | 23.961 | 31.670 | 28.318 | 28.244 | 1:52.193 | 303 | 9 | 24.150 | 31.185 | 28.381 | 28.172 | 1:51.888 | 294 |
| 8 | 23.918 | 31.903 | 28.206 | 28.304 | 1:52.331 | 302 | 10 | 24.045 | 31.069 | 28.283 | 28.378 | 1:51.775 | 296 |

Scott Laing
 Chief Timekeeper - Scott Laing

Tom Williams
 Race Director - Tom Williams

Paul Hinds
 Clerk of Course - Paul Hinds





The Bend Motorsports Park

Round 7 : December 3 - 5



ALPINESTARS SUPERBIKE CHAMPIONSHIP



Race 2

Date: 05/12/21
 Event: R11
 Weather: High cloud - Temp: 25.6C
 Track: Dry - Temp: 45.5C

Started at: 14:56:18
 Laps: 10
 Starters: 18
 Printed at: 20:27

PROVISIONAL SPLIT TIMES

| Lap | Split 1 | Split 2 | Split 3 | Split 4 | Lap Time | Spd | Lap | Split 1 | Split 2 | Split 3 | Split 4 | Lap Time | Spd |
|---------------------------------------|---------------|---------------|---------------|---------------|-----------------|-----|----------------------------------|---------------|---------------|---------------|---------------|-----------------|-----|
| 78 Nathan SPITERI (VIC) (13th) | | | | | | | 4 | 24.497 | 32.158 | 29.919 | 35.807 | 2:02.381 P | 292 |
| 1 | 33.221 | 34.848 | 29.819 | 29.816 | 2:07.704 | 226 | 92 Jack DAVIS (SA) (12th) | | | | | | |
| 2 | 25.426 | 33.050 | 29.731 | 30.147 | 1:58.354 | 278 | 1 | 31.273 | 32.564 | 29.875 | 29.373 | 2:03.085 | 244 |
| 3 | 25.466 | 33.401 | 30.322 | 30.259 | 1:59.448 | 273 | 2 | 28.412 | 33.460 | 29.596 | 29.919 | 2:01.387 | 294 |
| 4 | 25.556 | 33.861 | 30.116 | 30.157 | 1:59.690 | 271 | 3 | 25.471 | 32.836 | 29.645 | 29.806 | 1:57.758 | 288 |
| 5 | 26.023 | 34.013 | 30.011 | 29.985 | 2:00.032 | 281 | 4 | 25.477 | 32.761 | 30.054 | 29.974 | 1:58.266 | 290 |
| 6 | 25.254 | 33.380 | 30.088 | 30.153 | 1:58.875 | 284 | 5 | 25.503 | 32.927 | 29.910 | 30.011 | 1:58.351 | 290 |
| 7 | 25.385 | 33.183 | 29.675 | 29.704 | 1:57.947 | 275 | 6 | 25.532 | 33.171 | 30.053 | 29.921 | 1:58.677 | 290 |
| 8 | 25.387 | 32.963 | 29.653 | 29.575 | 1:57.578 | 280 | 7 | 25.702 | 32.956 | 30.009 | 29.743 | 1:58.410 | 286 |
| 9 | 25.349 | 32.946 | 29.568 | 29.666 | 1:57.529 | 281 | 8 | 25.616 | 33.058 | 29.912 | 29.923 | 1:58.509 | 286 |
| 10 | 25.504 | 33.315 | 29.749 | 30.097 | 1:58.665 | 277 | 9 | 25.472 | 33.162 | 29.915 | 30.065 | 1:58.614 | 289 |
| 83 Lachlan EPIS (NSW) (DNF) | | | | | | | 10 | 25.665 | 33.615 | 30.475 | 30.144 | 1:59.899 | 286 |
| 1 | 29.594 | 31.767 | 28.502 | 28.417 | 1:58.280 | 244 | | | | | | | |
| 2 | 24.331 | 31.610 | 28.473 | 28.626 | 1:53.040 | 295 | | | | | | | |
| 3 | 24.634 | 32.186 | 28.630 | 28.695 | 1:54.145 | 293 | | | | | | | |

*** INITIAL RACE START RED FLAGGED ON LAP 1 DUE TO CRASHES INVOLVING 4 RIDERS AT TURNS 1 & 3 - No. 5 (J. HOOK), 25 (D. FALZON), 51 (C. COOPER), & 61 (A. SISSIS). No. 25 (D. FALZON) REQUIRED MEDICAL ASSISTANCE. FULL RACE RE-START, BUT DISTANCE REDUCED TO 10 LAPS ***

The results are provisional until the end of the time limit for protests and appeals.

Scott Lang
 Chief Timekeeper - Scott Lang

Tom Williams
 Race Director - Tom Williams

Paul Hinds
 Clerk of Course - Paul Hinds



www.computime.com.au
 COMPUTIME RACE TIMING SYSTEMS PTY LTD





The Bend Motorsports Park Round 7 : December 3 - 5



ASBK.COM.AU f t i y

ALPINESTARS SUPERBIKE CHAMPIONSHIP

Race 2

Date: 05/12/21
Event: R11
Weather: High cloud - Temp: 25.6C
Track: Dry - Temp: 45.5C

Started at: 14:56:18
Laps: 10
Starters: 18
Printed at: 20:27

PROVISIONAL FASTEST LAPS SEQUENCE

| Lap | Race Pos | No | Name | Machine | Fastest Lap | On Lap |
|-----|----------|----|----------------------|------------|-------------|--------|
| 1 | 1 | 1 | Wayne MAXWELL (VIC) | Ducati V4R | 1:56.510 | 1 |
| 2 | 1 | 1 | Wayne MAXWELL (VIC) | Ducati V4R | 1:51.477 | 2 |
| 2 | 2 | 14 | Glenn ALLERTON (NSW) | BMW M RR | 1:51.423 | 2 |
| 2 | 3 | 43 | Jack MILLER (QLD) | Ducati V4R | 1:51.267 | 2 |
| 3 | 1 | 1 | Wayne MAXWELL (VIC) | Ducati V4R | 1:50.972 | 3 |

*** INITIAL RACE START RED FLAGGED ON LAP 1 DUE TO CRASHES INVOLVING 4 RIDERS AT TURNS 1 & 3 - No. 5 (J. HOOK), 25 (D. FALZON), 51 (C. COOPER), & 61 (A. SISSIS). No. 25 (D. FALZON) REQUIRED MEDICAL ASSISTANCE. FULL RACE RE-START, BUT DISTANCE REDUCED TO 10 LAPS ***

The results are provisional until the end of the time limit for protests and appeals.

Chief Timekeeper - Scott Laing

Race Director - Tom Williams

Clerk of Course - Paul Hinds



www.computime.com.au
COMPUTIME RACE TIMING SYSTEMS PTY LTD





The Bend Motorsports Park

Round 7 : December 3 - 5



ASBK.COM.AU f t i y

ALPINESTARS SUPERBIKE CHAMPIONSHIP

Race 2

Date: 05/12/21
 Event: R11
 Weather: High cloud - Temp: 25.6C
 Track: Dry - Temp: 45.5C


Started at: 14:56:18
 Laps: 10
 Starters: 18
 Printed at: 20:27


PROVISIONAL LAP SHEET


| No | Lap Time | Gap | No | Lap Time | Gap | No | Lap Time | Gap | No | Lap Time | Gap | No | Lap Time | Gap |
|--------------|----------|--------|--------------|----------|--------|--------------|----------|--------|--------------|----------|----------|---------------|----------|----------|
| Lap 1 | | | Lap 3 | | | Lap 5 | | | 1 | 1:51.548 | | 65 | 1:51.888 | 6.920 |
| 1 | 1:56.510 | | 1 | 1:50.972 | | 1 | 1:51.049 | | 14 | 1:52.340 | 2.706 | 32 | 1:53.610 | 12.711 |
| 14 | 1:56.724 | .214 | 14 | 1:51.399 | .587 | 14 | 1:51.741 | 1.674 | 43 | 1:52.193 | 4.917 | 28 | 1:53.111 | 16.795 |
| 32 | 1:57.159 | .649 | 43 | 1:51.550 | 1.216 | 43 | 1:52.120 | 3.572 | 65 | 1:51.657 | 6.659 | 61 | 1:53.946 | 20.347 |
| 43 | 1:57.358 | .848 | 32 | 1:52.575 | 3.581 | 65 | 1:51.880 | 5.864 | 32 | 1:52.751 | 9.038 | 3 | 1:53.723 | 26.868 |
| 65 | 1:57.798 | 1.288 | 65 | 1:52.389 | 3.719 | 32 | 1:52.921 | 6.676 | 28 | 1:52.940 | 13.965 | 2 | 1:55.810 | 34.755 |
| 83 | 1:58.280 | 1.770 | 13 | 1:53.113 | 5.610 | 13 | 1:52.539 | 8.510 | 61 | 1:54.151 | 16.301 | 16 | 1:55.780 | 41.082 |
| 13 | 1:58.720 | 2.210 | 83 | 1:54.145 | 6.506 | 28 | 1:52.712 | 11.336 | 3 | 1:54.376 | 22.571 | 60 | 1:55.967 | 42.305 |
| 28 | 2:00.632 | 4.122 | 28 | 1:52.790 | 7.529 | 61 | 1:52.986 | 12.080 | 2 | 1:55.592 | 26.574 | 92 | 1:58.614 | 1:05.644 |
| 60 | 2:00.994 | 4.484 | 61 | 1:52.962 | 8.223 | 3 | 1:54.267 | 17.560 | 16 | 1:55.672 | 32.914 | 78 | 1:57.529 | 1:09.744 |
| 61 | 2:01.019 | 4.509 | 2 | 1:54.206 | 11.042 | 2 | 1:55.452 | 18.713 | 13 | 2:14.529 | 33.428 | 37 | 1:59.361 | 1:14.914 |
| 2 | 2:01.020 | 4.510 | 3 | 1:54.185 | 11.248 | 60 | 1:56.517 | 23.550 | 60 | 1:56.555 | 33.668 | Lap 10 | | |
| 16 | 2:01.440 | 4.930 | 60 | 1:55.299 | 13.641 | 16 | 1:56.119 | 23.726 | 92 | 1:58.410 | 51.770 | 1 | 1:52.664 | |
| 3 | 2:01.583 | 5.073 | 16 | 1:55.613 | 14.267 | 92 | 1:58.351 | 37.704 | 78 | 1:57.947 | 57.886 | 14 | 1:52.960 | 3.823 |
| 92 | 2:03.085 | 6.575 | 92 | 1:57.758 | 23.271 | 37 | 1:59.482 | 43.633 | 37 | 2:00.143 | 59.520 | 43 | 1:52.371 | 5.887 |
| 37 | 2:04.460 | 7.950 | 37 | 1:59.693 | 26.258 | 78 | 2:00.032 | 44.085 | Lap 8 | | | 65 | 1:51.775 | 6.031 |
| 78 | 2:07.704 | 11.194 | 78 | 1:59.448 | 26.547 | Lap 6 | | | 1 | 1:51.509 | | 32 | 1:53.702 | 13.749 |
| Lap 2 | | | Lap 4 | | | 1 | 1:51.473 | | 14 | 1:51.893 | 3.090 | 28 | 1:52.817 | 16.948 |
| 1 | 1:51.477 | | 1 | 1:51.135 | | 14 | 1:51.713 | 1.914 | 43 | 1:52.331 | 5.739 | 61 | 1:54.544 | 22.227 |
| 14 | 1:51.423 | .160 | 14 | 1:51.530 | .982 | 43 | 1:52.173 | 4.272 | 65 | 1:51.622 | 6.772 | 3 | 1:53.640 | 27.844 |
| 43 | 1:51.267 | .638 | 43 | 1:52.420 | 2.501 | 65 | 1:52.159 | 6.550 | 32 | 1:53.312 | 10.841 | 2 | 1:55.842 | 37.933 |
| 32 | 1:52.806 | 1.978 | 32 | 1:52.358 | 4.804 | 32 | 1:52.632 | 7.835 | 28 | 1:52.968 | 15.424 | 16 | 1:55.913 | 44.331 |
| 65 | 1:52.491 | 2.302 | 65 | 1:52.449 | 5.033 | 13 | 1:53.410 | 10.447 | 61 | 1:53.349 | 18.141 | 60 | 1:55.607 | 45.248 |
| 83 | 1:53.040 | 3.333 | 13 | 1:52.545 | 7.020 | 28 | 1:52.710 | 12.573 | 3 | 1:53.823 | 24.885 | 92 | 1:59.899 | 1:12.879 |
| 13 | 1:52.736 | 3.469 | 28 | 1:53.279 | 9.673 | 61 | 1:53.091 | 13.698 | 2 | 1:55.620 | 30.685 | 78 | 1:58.665 | 1:15.745 |
| 28 | 1:53.066 | 5.711 | 61 | 1:53.055 | 10.143 | 3 | 1:53.656 | 19.743 | 16 | 1:55.637 | 37.042 | 37 | 2:00.421 | 1:22.671 |
| 61 | 1:53.201 | 6.233 | 2 | 1:54.403 | 14.310 | 2 | 1:55.290 | 22.530 | 60 | 1:55.919 | 38.078 | Lap 9 | | |
| 2 | 1:54.775 | 7.808 | 3 | 1:54.229 | 14.342 | 60 | 1:56.584 | 28.661 | 92 | 1:58.509 | 58.770 | 1 | 1:51.740 | |
| 3 | 1:54.439 | 8.035 | 83 | 2:02.381 | 17.752 | 16 | 1:56.537 | 28.790 | 78 | 1:57.578 | 1:03.955 | 14 | 1:52.177 | 3.527 |
| 60 | 1:56.307 | 9.314 | 60 | 1:55.576 | 18.082 | 92 | 1:58.677 | 44.908 | 37 | 1:59.282 | 1:07.293 | 43 | 1:52.181 | 6.180 |
| 16 | 1:56.173 | 9.626 | 16 | 1:55.524 | 18.656 | 37 | 1:58.765 | 50.925 | Lap 7 | | | | | |
| 92 | 2:01.387 | 16.485 | 92 | 1:58.266 | 30.402 | 78 | 1:58.875 | 51.487 | | | | | | |
| 37 | 2:01.064 | 17.537 | 78 | 1:59.690 | 35.102 | | | | | | | | | |
| 78 | 1:58.354 | 18.071 | 37 | 2:00.077 | 35.200 | | | | | | | | | |

*** INITIAL RACE START RED FLAGGED ON LAP 1 DUE TO CRASHES INVOLVING 4 RIDERS AT TURNS 1 & 3 - No. 5 (J. HOOK), 25 (D. FALZON), 51 (C. COOPER), & 61 (A. SISSIS). No. 25 (D. FALZON) REQUIRED MEDICAL ASSISTANCE. FULL RACE RE-START, BUT DISTANCE REDUCED TO 10 LAPS ***

The results are provisional until the end of the time limit for protests and appeals.


 Chief Timekeeper - Scott Lang


 Race Director - Tom Williams


 Clerk of Course - Paul Hinds



www.computime.com.au
 COMPUTIME RACE TIMING SYSTEMS PTY LTD





The Bend Motorsports Park

Round 7 : December 3 - 5



ALPINESTARS SUPERBIKE CHAMPIONSHIP



Date: 05/12/21
 Event: R11
 Weather: High cloud - Temp: 25.6C
 Track: Dry - Temp: 45.5C

Race 2

Started at: 14:56:18
 Laps: 10
 Starters: 18
 Printed at: 20:28

PROVISIONAL LAP CHART


| Name | Grid | 1 | 2 | 3 | 4 | 5 | 6 | 7 | 8 | 9 | 10 | Name |
|-------------|------|----|----|----|----|----|----|----|----|----|----|-------------|
| W. MAXWELL | 1 | 1 | 1 | 1 | 1 | 1 | 1 | 1 | 1 | 1 | 1 | W. MAXWELL |
| J. MILLER | 43 | 14 | 14 | 14 | 14 | 14 | 14 | 14 | 14 | 14 | 14 | G. ALLERTON |
| D. FALZON | 25 | 32 | 43 | 43 | 43 | 43 | 43 | 43 | 43 | 43 | 43 | J. MILLER |
| A. SISSIS | 61 | 43 | 32 | 32 | 32 | 65 | 65 | 65 | 65 | 65 | 65 | C. HALLIDAY |
| O. BAYLISS | 32 | 65 | 65 | 65 | 65 | 32 | 32 | 32 | 32 | 32 | 32 | O. BAYLISS |
| C. HALLIDAY | 65 | 83 | 83 | 13 | 13 | 13 | 13 | 28 | 28 | 28 | 28 | A. WAGNER |
| G. ALLERTON | 14 | 13 | 13 | 83 | 28 | 28 | 28 | 61 | 61 | 61 | 61 | A. SISSIS |
| T. HERFOSS | 17 | 28 | 28 | 28 | 61 | 61 | 61 | 3 | 3 | 3 | 3 | J. METCHER |
| L. EPIS | 83 | 60 | 61 | 61 | 2 | 3 | 3 | 2 | 2 | 2 | 2 | M. CHIDO |
| J. HOOK | 5 | 61 | 2 | 2 | 3 | 2 | 2 | 16 | 16 | 16 | 16 | L. JHONSTON |
| A. WAGNER | 28 | 2 | 3 | 3 | 83 | 60 | 60 | 13 | 60 | 60 | 60 | B. BURKE |
| A. WEST | 13 | 16 | 60 | 60 | 60 | 16 | 16 | 60 | 92 | 92 | 92 | J. DAVIS |
| J. METCHER | 3 | 3 | 16 | 16 | 16 | 92 | 92 | 92 | 78 | 78 | 78 | N. SPITERI |
| M. CHIDO | 2 | 92 | 92 | 92 | 92 | 37 | 37 | 78 | 37 | 37 | 37 | M. EDWARDS |
| B. BURKE | 60 | 37 | 37 | 37 | 78 | 78 | 78 | 37 | | | | |
| L. JHONSTON | 16 | 78 | 78 | 78 | 37 | | | | | | | |
| N. SPITERI | 78 | | | | | | | | | | | |
| J. DAVIS | 92 | | | | | | | | | | | |
| C. COOPER | 51 | | | | | | | | | | | C. COOPER |
| E. BYLES | 98 | | | | | | | | | | | E. BYLES |
| M. EDWARDS | 37 | | | | | | | | | | | |

*** INITIAL RACE START RED FLAGGED ON LAP 1 DUE TO CRASHES INVOLVING 4 RIDERS AT TURNS 1 & 3 - No. 5 (J. HOOK), 25 (D. FALZON), 51 (C. COOPER), & 61 (A. SISSIS). No. 25 (D. FALZON) REQUIRED MEDICAL ASSISTANCE. FULL RACE RE-START, BUT DISTANCE REDUCED TO 10 LAPS ***

The results are provisional until the end of the time limit for protests and appeals.


 Chief Timekeeper - Scott Lang


 Race Director - Tom Williams


 Clerk of Course - Paul Hinds



www.computime.com.au
 COMPUTIME RACE TIMING SYSTEMS PTY LTD





The Bend Motorsports Park

Round 7 : December 3 - 5



ASBK.COM.AU f t i y

ALPINESTARS SUPERBIKE CHAMPIONSHIP

Race 2

Date: 05/12/21
 Event: R11
 Weather: High cloud - Temp: 25.6C
 Track: Dry - Temp: 45.5C

Started at: 14:56:18
 Laps: 10
 Starters: 18
 Printed at: 20:28

PROVISIONAL BEST PARTIAL TIMES

| Pos | Split 1 | | Split 2 | | Split 3 | | Split 4 | | LAP | | Ideal | Fastest |
|-----|-------------|--------|-------------|--------|-------------|--------|-------------|--------|-------------|----------|----------|---------|
| | Name | Time | Name | Time | Name | Time | Name | Time | Name | | | |
| 1 | J. MILLER | 23.792 | C. HALLIDAY | 31.069 | W. MAXWELL | 27.880 | W. MAXWELL | 27.903 | W. MAXWELL | 1:50.687 | 1:50.972 | |
| 2 | W. MAXWELL | 23.795 | W. MAXWELL | 31.109 | C. HALLIDAY | 28.075 | G. ALLERTON | 27.989 | C. HALLIDAY | 1:51.256 | 1:51.622 | |
| 3 | G. ALLERTON | 23.956 | G. ALLERTON | 31.208 | J. MILLER | 28.076 | J. MILLER | 28.001 | J. MILLER | 1:51.267 | 1:51.267 | |
| 4 | O. BAYLISS | 24.010 | J. MILLER | 31.398 | G. ALLERTON | 28.128 | C. HALLIDAY | 28.067 | G. ALLERTON | 1:51.281 | 1:51.399 | |
| 5 | C. HALLIDAY | 24.045 | A. WEST | 31.423 | O. BAYLISS | 28.235 | O. BAYLISS | 28.104 | O. BAYLISS | 1:51.801 | 1:52.358 | |
| 6 | A. WEST | 24.193 | A. WAGNER | 31.442 | A. WEST | 28.280 | A. WAGNER | 28.240 | A. WEST | 1:52.159 | 1:52.539 | |
| 7 | A. SISSIS | 24.258 | O. BAYLISS | 31.452 | A. WAGNER | 28.399 | A. WEST | 28.263 | A. WAGNER | 1:52.412 | 1:52.710 | |
| 8 | L. EPIS | 24.331 | L. EPIS | 31.610 | A. SISSIS | 28.431 | A. SISSIS | 28.365 | A. SISSIS | 1:52.790 | 1:52.962 | |
| 9 | A. WAGNER | 24.331 | J. METCHER | 31.679 | L. EPIS | 28.473 | L. EPIS | 28.417 | L. EPIS | 1:52.831 | 1:53.040 | |
| 10 | J. METCHER | 24.468 | M. CHIODO | 31.735 | J. METCHER | 28.662 | M. CHIODO | 28.577 | J. METCHER | 1:53.417 | 1:53.640 | |
| 11 | M. CHIODO | 24.621 | A. SISSIS | 31.736 | M. CHIODO | 28.672 | J. METCHER | 28.608 | M. CHIODO | 1:53.605 | 1:54.206 | |
| 12 | L. JHONSTON | 24.769 | L. JHONSTON | 32.183 | B. BURKE | 29.050 | L. JHONSTON | 29.077 | B. BURKE | 1:55.125 | 1:55.299 | |
| 13 | B. BURKE | 24.777 | B. BURKE | 32.206 | L. JHONSTON | 29.197 | B. BURKE | 29.092 | L. JHONSTON | 1:55.226 | 1:55.524 | |
| 14 | N. SPITERI | 25.254 | J. DAVIS | 32.564 | N. SPITERI | 29.568 | J. DAVIS | 29.373 | J. DAVIS | 1:57.004 | 1:57.758 | |
| 15 | J. DAVIS | 25.471 | N. SPITERI | 32.946 | J. DAVIS | 29.596 | N. SPITERI | 29.575 | N. SPITERI | 1:57.343 | 1:57.529 | |
| 16 | M. EDWARDS | 25.482 | M. EDWARDS | 33.262 | M. EDWARDS | 30.008 | M. EDWARDS | 29.598 | M. EDWARDS | 1:58.350 | 1:58.765 | |

*** INITIAL RACE START RED FLAGGED ON LAP 1 DUE TO CRASHES INVOLVING 4 RIDERS AT TURNS 1 & 3 - No. 5 (J. HOOK), 25 (D. FALZON), 51 (C. COOPER), & 61 (A. SISSIS). No. 25 (D. FALZON) REQUIRED MEDICAL ASSISTANCE. FULL RACE RE-START, BUT DISTANCE REDUCED TO 10 LAPS ***

The results are provisional until the end of the time limit for protests and appeals.

Scott Laing
 Chief Timekeeper - Scott Laing

Tom Williams
 Race Director - Tom Williams

Paul Hinds
 Clerk of Course - Paul Hinds



www.computime.com.au
 COMPUTIME RACE TIMING SYSTEMS PTY LTD





The Bend Motorsports Park

Round 7 : December 3 - 5



ASBK.COM.AU f t i y

AUSTRALIAN SUPERBIKE CHAMPIONSHIP PROVISIONAL ROUND POINTS

AUSTRALIAN SUPERBIKE CHAMPIONSHIP

| Pos | No | Name | Rnd 7 Pole | Rnd 7 Race 1 | Rnd 7 Race 2 | Total |
|-----|----|-----------------|------------|--------------|--------------|-------|
| 1 | 1 | Wayne MAXWELL | 1 | 25 | 25 | 51 |
| 2 | 14 | Glenn ALLERTON | | 20 | 20 | 40 |
| 3 | 65 | Cru HALLIDAY | | 18 | 17 | 35 |
| 4 | 3 | Jed METCHER | | 15 | 13 | 28 |
| 5 | 16 | Luke JHONSTON | | 12 | 11 | 23 |
| 6 | 60 | Ben BURKE | | 13 | 10 | 23 |
| 7 | 2 | Mark CHIODO | | 9 | 12 | 21 |
| 8 | 92 | Jack DAVIS | | 10 | 9 | 19 |
| 9 | 78 | Nathan SPITERI | | 11 | 8 | 19 |
| 10 | 43 | Jack MILLER | | | 18 | 18 |
| 11 | 83 | Lachlan EPIS | | 17 | | 17 |
| 12 | 32 | Oli BAYLISS | | | 16 | 16 |
| 13 | 25 | Daniel FALZON | | 16 | | 16 |
| 14 | 28 | Aiden WAGNER | | | 15 | 15 |
| 15 | 37 | Michael EDWARDS | | 8 | 7 | 15 |
| 16 | 61 | Arthur SISSIS | | | 14 | 14 |
| 17 | 17 | Troy HERFOSS | | 14 | | 14 |

AUSTRALIAN SUPERBIKE CHAMPIONSHIP - MANUFACTURERS

| Pos | No | Name | Rnd 7 Pole | Rnd 7 Race 1 | Rnd 7 Race 2 | Total |
|-----|----|----------|------------|--------------|--------------|-------|
| 1 | | Yamaha | | 78 | 89 | 167 |
| 2 | | BMW | | 58 | 37 | 95 |
| 3 | | Ducati | 1 | 25 | 59 | 85 |
| 4 | | Kawasaki | | 13 | 10 | 23 |
| 5 | | Honda | | 14 | | 14 |

Chief Timekeeper - Scott Laing

Race Director - Tom Williams

Clerk of Course - Paul Hinds



www.computime.com.au
COMPUTIME RACE TIMING SYSTEMS PTY LTD





The Bend Motorsports Park

Round 7 : December 3 - 5



ASBK.COM.AU

AUSTRALIAN SUPERBIKE CHAMPIONSHIP PROVISIONAL FINAL CHAMPIONSHIP POINTS

AUSTRALIAN SUPERBIKE CHAMPIONSHIP

| Pos | No | Name | Rnd 2 Wint | Rnd 3 W/fld | Rnd 4 H/Vly | Rnd 7 Pole | Rnd 7 Race 1 | Rnd 7 Race 2 | Total |
|-----|-----|-----------------|---------------|----------------|----------------|---------------|-----------------|-----------------|-------|
| 1 | 1 | Wayne MAXWELL | 45 | 46 | 41 | 1 | 25 | 25 | 183 |
| 2 | 14 | Glenn ALLERTON | 32 | 32 | 36 | | 20 | 20 | 140 |
| 3 | 65 | Cru HALLIDAY | 31 | 34 | 23 | | 18 | 17 | 123 |
| 4 | 17 | Troy HERFOSS | 36 | 45 | 25 | | 14 | | 120 |
| 5 | 32 | Oli BAYLISS | 31 | 14 | 42 | | | 16 | 103 |
| 6 | 3 | Jed METCHER | 27 | 20 | 23 | | 15 | 13 | 98 |
| 7 | 67 | Bryan STARING | 24 | 30 | 33 | | | | 87 |
| 8 | 61 | Arthur SISSIS | 32 | 14 | 25 | | | 14 | 85 |
| 9 | 46 | Mike JONES | 38 | 36 | | | | | 74 |
| 10 | 83 | Lachlan EPIS | 11 | 25 | 9 | | 17 | | 62 |
| 11 | 16 | Luke JHONSTON | | 17 | 17 | | 12 | 11 | 57 |
| 12 | 21 | Josh WATERS | 19 | 8 | 26 | | | | 53 |
| 13 | 28 | Aiden WAGNER | 15 | | 22 | | | 15 | 52 |
| 14 | 13 | Anthony WEST | | 24 | 28 | | | | 52 |
| 15 | 12 | Matt WALTERS | 19 | 23 | 10 | | | | 52 |
| 16 | 37 | Michael EDWARDS | 10 | 12 | 10 | | 8 | 7 | 47 |
| 17 | 2 | Mark CHIODO | 9 | 13 | | | 9 | 12 | 43 |
| 18 | 78 | Nathan SPITERI | 12 | 8 | | | 11 | 8 | 39 |
| 19 | 25 | Daniel FALZON | | | 22 | | 16 | | 38 |
| 20 | 333 | Yannis SHAW | 7 | 14 | 13 | | | | 34 |
| 21 | 60 | Ben BURKE | | | | | 13 | 10 | 23 |
| 22 | 92 | Jack DAVIS | | | 4 | | 10 | 9 | 23 |
| 23 | 43 | Jack MILLER | | | | | | 18 | 18 |
| 24 | 64 | Aaron MORRIS | 14 | | | | | | 14 |
| 25 | 11 | Philip CZAJ | | 10 | | | | | 10 |
| 26 | 33 | Hamish McMURRAY | | 4 | | | | | 4 |
| 27 | 85 | Sash SAVIN | | 3 | | | | | 3 |

AUSTRALIAN SUPERBIKE CHAMPIONSHIP - MANUFACTURERS

| Pos | No | Name | Rnd 2 Wint | Rnd 3 W/fld | Rnd 4 H/Vly | Rnd 7 Pole | Rnd 7 Race 1 | Rnd 7 Race 2 | Total |
|-----|----|----------|---------------|----------------|----------------|---------------|-----------------|-----------------|-------|
| 1 | | Yamaha | 138 | 147 | 170 | | 78 | 89 | 622 |
| 2 | | Ducati | 114 | 96 | 83 | 1 | 25 | 59 | 378 |
| 3 | | BMW | 43 | 57 | 49 | | 58 | 37 | 244 |
| 4 | | Kawasaki | 62 | 65 | 69 | | 13 | 10 | 219 |
| 5 | | Honda | 35 | 45 | 25 | | 14 | | 119 |
| 6 | | Suzuki | 19 | 22 | 13 | | | | 54 |

Chief Timekeeper - Scott Lang

Race Director - Tom Williams

Clerk of Course - Paul Hinds



www.computime.com.au
COMPUTIME RACE TIMING SYSTEMS PTY LTD

